

Requisition #: 231396
 Patient Name:
 Patient Age: 55
 Sex: F

Physician Name:
 Date of Collection: 2/17/2011
 Time of Collection: 02:30 PM
 Print Date: 5/31/2011

Comprehensive IgG Food Allergy Test + C. albicans, S. cerevisiae (94)

Dairy

Casein		6.61
Cheese		7.90
Goat Cheese		3.22
Milk		4.49
Mozzarella Cheese		6.21
Whey		3.46
Yogurt		7.21

Legumes - Beans and Peas

Garbanzo Bean		1.21
Green Bean		2.07
Kidney Bean		1.84
Lentil		0.97
Lima Bean		0.91
Pea		1.26
Pinto Bean		1.39
Soybean		1.49

Fruit

Apple		1.20
Apricot		1.46
Banana		3.45
Blueberry		2.02
Coconut		2.14
Cranberry		2.08
Grape		1.60
Grapefruit		2.64
Lemon		2.25
Orange		1.45
Papaya		1.71
Peach		1.11
Pear		0.71
Pineapple		1.34
Plum (Prune)		0.89
Strawberry		0.62
Watermelon		1.26

Grains

Barley		1.64
--------	--	------

Buckwheat		1.37
Corn		0.99
Gliadin		3.64
Millet		1.11
Oat		1.40
Rice		1.15
Rye		1.82
Sorghum		1.59
Wheat Gluten		3.10
Wheat		2.79

Fish

Cod Fish		1.31
Crab		1.68
Halibut		1.13
Lobster		1.19
Salmon		1.06
Sardine		0.90
Shrimp		1.25
Tuna		2.22

Meat/Fowl



Beef		1.11
Chicken		1.26
Egg White		2.76
Egg Yolk		2.81
Lamb		1.13
Pork		0.99
Turkey		1.19

Nuts and Seeds



















Almond		2.95
Cashews		5.27
Flax		0.92
Hazelnut		1.13
Peanut		2.70
Pecan		1.27
Pistachio		3.95
Sesame		1.50

Comprehensive IgG Food Allergy Test + *C. albicans*, *S. cerevisiae* (94)









Nuts and Seeds Continued

Sunflower		0.99
Walnut		1.27

Vegetables

Asparagus		1.61
Avocado		1.29
Broccoli		1.69
Beet		1.00
Cabbage		1.95
Carrot		1.83
Celery		2.47
Eggplant		1.25
Garlic		1.55
Green Pepper		1.38
Lettuce		1.49
Onion		1.24
Potato		1.87
Pumpkin		1.18
Radish		1.32
Spinach		1.14
Sweet Potato		1.05
Tomato		1.91

Miscellaneous

Candida Albicans		4.37
Cane Sugar		1.53
Cocoa		1.26
Coffee		1.47
Honey		1.22
Mushroom		2.34
Yeast, Bakers *		3.97
Yeast, Brewers *		4.14

*Saccharomyces cerevisiae

Clinically Insignificant	1.00-1.99
Low	2.00-3.49
Moderate	3.50-4.99
High	>=5

Reactivity Summary

High

- Cheese
- Yogurt
- Casein
- Mozzarella Cheese
- Cashews

Moderate

- Milk
- Candida Albicans
- Yeast, Brewers *
- Yeast, Bakers *
- Pistachio
- Gliadin

Low

- Whey
- Banana
- Goat Cheese
- Wheat Gluten
- Almond
- Egg Yolk
- Wheat Egg
- White
- Peanut
- Grapefruit
- Celery
- Mushroom
- Lemon
- Tuna
- Coconut
- Cranberry
- Green Bean
- Blueberry

